



STUDENT'S BROCHURE

Welcome to EphieStitches Fashion Academy

At EphieStitches Fashion Academy, we are committed to providing an exceptional learning experience for aspiring fashion designers and entrepreneurs. Our courses are designed to equip students with the technical, creative, and business skills required to succeed in the dynamic and ever-evolving global fashion industry.

Our Courses

- **Beginners Course**
- **Intermediate Course**
- **Advanced Course**

Special Courses

- **Asoebi Course**
- **Draping and Bridal Course**
- **Kids Ball Dresses Course**

Our Vision & Mission

MISSION

To empower and inspire the next generation of Nigerian fashion designers by providing high-quality education, hands-on training, and creative expertise.


VISION

To become the leading fashion school in Nigeria and Africa, renowned for producing world-class designers, innovators, and entrepreneurs who will shape the future of fashion.

Contact Us

 www.ephieStitchesacademy.com

 info@ephieStitchesacademy.com

 +234 7088666519

Beginners Course

This course introduces aspiring designers to the fundamentals of the fashion industry and the creative process behind designing garments. It is designed for individuals with little or no prior experience in fashion design, aiming to build foundational knowledge and skills.



Intermediate Course

This course builds on the foundational skills learned in beginner courses, helping students refine their design techniques and expand their understanding of the fashion industry. This course is ideal for individuals who already have basic knowledge of fashion design and wish to enhance their creativity, technical skills, and professional expertise.



Advanced Course

This course is aimed at individuals who already possess a strong foundation in fashion design and wish to further refine their skills, expand their technical knowledge, and develop a unique creative vision. This course focuses on the more intricate aspects of the fashion industry, preparing students for professional careers as designers, stylists, or entrepreneurs.



Beginners

Course Outline

- Introduction to fashion design
- History of fashion design
- Introduction to sewing tools and their uses
- Principles of fashion design
- Elements of fashion design
- Types of fabrics
- How to take accurate measurements
- Types of body shapes
- Sewing terms and their meaning
- Introduction to sewing machines, their parts and how to use them
- Types of stitches
- Types of seams

Beginners Course Outline *cont'd*

Introduction to Free Hand Sewing

- How to cut and sew flare skirts
- Disposal of fullness
- How to cut and sew palazzo trouser
- How to cut and sew kimono
- How to cut and sew free crop top
- How to cut and sew BouBou
- Introduction to different types of Facing
- How to neatly attach a zipper to an outfit

Introduction to Pattern Drafting

- Drafting the basic front bodice block
- Drafting the basic back bodice block
- Drafting the basic front skirt block
- Drafting the basic back skirt block
- Drafting the basic sleeve
- Introduction to pattern symbols and their uses
- Basic types of necklines
- Basic types of sleeves
- Introduction to pattern alteration
- How to add seam allowances to your pattern

Garment Construction/Projects

- **Kimono Jacket**
- **Palazzo Trouser**
- **Flare Skirt**
- **Crop Top**
- **BouBou Gown**
- **Bustier Dress**
- **Shirt Dress**

Intermediate Course Outline

- Introduction to fashion terms and their meaning
- How to take accurate measurements
- Types of body shapes

Introduction to Pattern Drafting

- Drafting the basic front bodice block
- Drafting the basic back bodice block
- Drafting the basic front skirt block
- Drafting the basic back skirt block
- Drafting the basic sleeve
- Introduction to Pattern Symbols and their uses
- Different types of necklines
- Different types of sleeves
- Introduction to pattern alteration
- How to add seam allowances to your pattern

Types of Necklines

- Jewel Neckline
- Scoop Neckline
- Sweetheart Neckline
- Queen Anne Neckline
- Plunge V Neckline
- Illusion Neckline
- Asymmetrical Neckline
- Built-up Neckline
- Boat Neckline
- Bardot Neckline
- Halter Neckline
- Off Shoulder Neckline
- Cowl Neckline

Types of Sleeves

- Cap Sleeves
- Bell Sleeves
- Puff Sleeves
- Tulip Sleeves
- Bishop Sleeves
- Leg O' Mutton Sleeves
- Cowl Sleeves
- Raglan Sleeves
- Lantern Sleeves
- Cold Shoulder Sleeves

Intermediate Course Outline *cont'd*

- Types of darts
- Dart Manipulation
- Pattern Puzzle
- Types of skirts
- Drafting the basic pant block
- Types of Jackets
- Fashion Illustration
- Streetwear
- Hip Padding
- Beading and Embellishment
- Contouring (25%, 50% & 100%)
- Introduction to Corsets
- Underbust Corset
- Overbust Corset
- Cupped Corset

Types of Skirts

- Long pencil Skirt
- Mermaid Skirt
- Panel Skirt
- Skirt with Godet
- Dart Manipulated Skirt

Garment Construction/Projects

- Sewing a Mock up
- Dart Manipulation Dress
- Colour Blocking Dress
- Hip Padding Tight
- Streetwear
- Jacket & Pants
- Long pencil Skirt
- Mermaid Skirt
- Panel Skirt
- Underbust Corset
- Overbust Corset
- Cupped Corset

Advanced Course Outline

- Corsetry
- Hip Padding
- Bust Caging
- Draping
- Introduction to Bridal Skirts
- Beading and Embellishment
- Garment Sampling
- Business Side of Fashion

Garment Construction/Projects

- Civil Dress
- Dinner Dress
- Asoebi
- Costume Dress or Wedding Dress (Final Project)

Checkout Some of Our Students Work



Checkout Some of Our Students Work



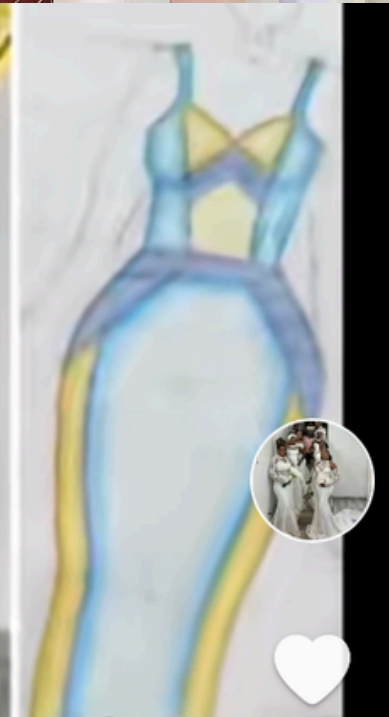

Checkout Some of Our Students Work



Checkout Some of Our Students Work



Checkout Some of Our Students Work



Are You Still In Doubt?

Checkout our Social Media



Ready to Join our Academy?



Registration for next Beginners Batch is on

RESUMPTION DATE

2nd, June 2025

REGISTRATION DEADLINE

30th, May 2025



Registration for next Intermediate to Advance Batch is on

RESUMPTION DATE

14th July, 2025

REGISTRATION DEADLINE

11th July, 2025



Registration for next corset Masterclass is on

EPHIESTITCHES FASHION ACADEMY

Presents

1 month *Physical* **CORSET MASTERCLASS**

Couse Outline

- How to take accurate measurements
- How to draft cupped corset pattern (2 methods)
- How to cut and sew a transparent corset
- How to cut and sew a mermaid skirt

Bonus

- Hip padding
- How to attach a skirt to a corset
- Beading and Embellishment
- Certification

Date : Ask for next date

Time: 9a.m to 2 p.m

Lecture days: Fridays and Saturdays

We are located at
Basic Estate,
Lokogoma, Abuja

100k

07088666519

Accommodation is also available



Beginners Class



Registration Fee	₦10,000
Tuition Fee	₦200,000
Graduation Fee	₦30,000
Total Package	₦240,000

Duration: 2 months

Lecture Days: Mondays, Wednesdays and Thursday

Intermediate Class



Registration Fee	₦10,000
Tuition Fee	₦250,000
Graduation Fee	₦30,000
Total Package	₦290,000

Duration: 2 months

Lecture Days: Mondays, Wednesdays and Thursday

Intermediate and Advanced Class



Registration Fee ~~₱10,000~~

Tuition Fee ~~₱450,000~~

Graduation Fee ~~₱30,000~~

Total Package ~~₱490,000~~

Duration: 4 months

Lecture Days: Mondays, Wednesdays and Thursdays

Beginners to Advanced Class



Registration Fee	₦10,000
Tuition Fee	₦600,000
Graduation Fee	₦30,000
Total Package	₦640,000

Duration: 6 months

Lecture Days: Mondays, Wednesdays and Thursdays

Weekend Class



Registration Fee	₱10,000
Tuition Fee	₱600,000
Graduation Fee	₱30,000
Total Package	₱640,000

Duration: 9 months

Lecture Days: Saturdays

Corset- MasterClass



Tuition Fee ~~₱~~**100,000**

Certification Fee ~~₱~~**5,000**

Total Package ~~₱~~**105,000**

Duration: 1 month

Lecture Days: Fridays & Saturdays



EphieStitches
Guaranty Trust Bank
0568159218



**Please don't forget to
share your receipt with me on
07088666519**

Thanks

